

Description Students group words by sound

Lesson link Use this activity after exercise 3a or 3b, page 24

Time 10 minutes

Extra material Print out, photocopy, and cut in half the *Pronunciation* worksheet – one for each pair of students

Instructions







- a** Tell SS they are going to do some pronunciation revision from File 2. Make sure all books are closed.
- b** Divide SS into pairs and give each pair a copy of the worksheet. Explain that they need to put each word into a group according to how the part in bold sounds. Do the first one with SS: *tall* goes in /ɔː/.
- c** Point out to SS that the easiest way to do this activity is to say each word out loud.
- d** When SS have finished, elicit answers from the class.

Answers

/z/ zero **is** **bags**
/s/ house books **son**
/æ/ **black** **family** **laptop**
/eɪ/ **day** same **name**
/ɑː/ **fast** **father** **card**
/ɔː/ **tall** **board** **door**

Pronunciation

tall bags father books family laptop
black house name day same is
fast card zero son board door



Pronunciation

tall bags father books family laptop
black house name day same is
fast card zero son board door

