

1 D

G a / an, plurals, this / that / these / those
V the classroom, common objects, classroom language
P vowel sounds

What's this?
It's an identity card.

Turn off your mobiles!

1 VOCABULARY the classroom, common objects

a Can you see these things in your classroom? Tick (✓) or cross (✗).

- | | | | |
|---------------------|--------------------------|-------------------|--------------------------|
| a <u>t</u> able | <input type="checkbox"/> | a <u>l</u> ight | <input type="checkbox"/> |
| a <u>b</u> oard | <input type="checkbox"/> | a <u>p</u> icture | <input type="checkbox"/> |
| a <u>T</u> V | <input type="checkbox"/> | a <u>v</u> ideo | <input type="checkbox"/> |
| a <u>C</u> D player | <input type="checkbox"/> | walls | <input type="checkbox"/> |
| a <u>w</u> indow | <input type="checkbox"/> | chairs | <input type="checkbox"/> |
| a <u>d</u> oor | <input type="checkbox"/> | | |







b **1.28** Listen and repeat the words.

c **1.29** What's in the bag? Match the words and pictures. Listen and check.

- | | |
|---|---|
| <input type="checkbox"/> an <u>a</u> ddress book | <input type="checkbox"/> keys |
| <input type="checkbox"/> <u>t</u> issues | <input type="checkbox"/> an <u>i</u> dentify card |
| <input type="checkbox"/> <u>c</u> oins | <input type="checkbox"/> a <u>l</u> ipstick |
| <input type="checkbox"/> a <u>m</u> obile (phone) | <input type="checkbox"/> a <u>p</u> urse |

2 PRONUNCIATION vowel sounds

a **1.30** Listen and repeat the six picture words and sounds.

	horse	wall	door	glasses
	bull	book	photo	look
	up	purse	sunglasses	umbrella
	boy	coins	board	toilet
	ear	here	we're	there
	tourist	euro	Europe	e-mail

b **1.31** Listen to the groups of words. Circle the word with a different vowel sound.

c Practise saying the words.



d **p.142 Vocabulary Bank** Common objects.

e In pairs.

A Close your eyes.

B Give A a thing from your bag or pocket.

Ask *What's this?* or *What are these?*

A Say *It's a...* or *They're...*

3 GRAMMAR *a / an, plurals, this / that / these / those*

a Write *a* or *an*.

- 1 ___ watch
- 2 ___ umbrella
- 3 ___ diary
- 4 ___ identity card
- 5 ___ file


b Write the plural.

- 1 stamp _____
- 2 match _____
- 3 key _____

c Complete the questions with *this, that, these, or those*.



What's _____?



What's _____?



What are _____?



What are _____?

d p.122 Grammar Bank 1D. Read the rules and do the exercises.

e In pairs, ask and answer. Use pictures 1–8 in 1c for *this / these* and point to things in the class for *that / those*.



4 CLASSROOM LANGUAGE

a Match the phrases and the pictures.



- Look at the board.
- Open your books.
- Close the door. ✓
- Read the text.
- Go to page (84).
- Turn off your mobile (phone).
- Sit down.
- Work in pairs.
- Stand up.
- Don't write.
- Listen and repeat.
- Don't speak (*Spanish*).

GIVING INSTRUCTIONS

- Open your books (please).
- (Please) Don't write.
- Can you open the door (please)?

b **1.32** Listen. Tick (✓) the ten phrases in a you hear.

c **1.33** Complete the sentences. Listen and check.

What's (*bonjour*) _____ English? I _____ know.
 _____ do you spell it? I _____ remember.
 _____'s the stress? I _____ understand.
 Can _____ repeat it?

d Play *What's the word?*

5 **1.34** SONG *Eternal Flame*

1A present tense verb *be* +

Full form	Contraction
I am your teacher.	I'm your teacher.
You are in room 13.	You're in room 13.
He is James.	He's James.
She is Marta.	She's Marta.
It is a school.	It's a school.
We are students.	We're students.
You are in Class 2.	You're in Class 2.
They are teachers.	They're teachers.

- Use capital *I*. *I'm your teacher.* NOT *i'm.*
- *you* = singular and plural.
- Use *he* for a man, *she* for a woman, and *it* for a thing.
- Use *they* for people and things.
- In contractions ' = a missing letter, e.g. 'm = am.
- Use contractions in conversation.

1B present tense verb *be* - and ?

-

Full form	Contraction	
I am not	I'm not	Italian. Spanish. British.
You are not	You aren't	
He / She / It is not	He / She / It isn't	
We are not	We aren't	
You are not	You aren't	
They are not	They aren't	

- Put *not* after the verb to make negatives [-].
- You can also contract *are not* and *is not* like this:
You are not Italian. – *You're not Italian.*
She is not Polish. – *She's not Polish.*

?

✓

✗

Am I			I am.		I'm not.
Are you			you are.		you aren't.
Is he / she / it	German?	Yes,	he / she / it is.	No,	he / she / it isn't.
Are we	Russian?		we are.		we aren't.
Are you	Polish?		you are.		you aren't.
Are they			they are.		they aren't.

- In questions, put *be* before *you*, *he*, etc.
Are you Spanish? NOT *You are Spanish?*
Where are you from? NOT *Where you are from?*
Don't use contractions in [✓] short answers.
Are you Scottish? Yes, *I am.* NOT *Yes, I'm.*

1C possessive adjectives: *my*, *your*, etc.

I'm Italian.	My family are from Rome.
You're in level 1.	This is your classroom.
He's the director.	His name is Michael.
She's your teacher.	Her name is Tina.
It's a school.	Its name is Queen's School.
We're an international school.	Our students are from many different countries.
They're new students.	Their names are David and Emma.

- *his* = of a man, *her* = of a woman, *its* = of a thing.
- *their* = of men, women, or things.
- Possessive adjectives don't change with plural nouns.
our students NOT *ours students*

⚠ Be careful with *it's* and *its*.
it's = it is **It's** a school.
its = possessive **Its** name is...

1D articles: *a / an*, *the*, plurals, *this / that / these / those**a / an* (indefinite article)

It's	a	bag. pen.
	an	identity card. umbrella.

- Use *a / an* with a singular noun.
- Use *an* with a noun beginning with a vowel (*a, e, i, o, u*).

the (definite article)

Open	the	door.
Close		windows.

- Use *the* when we know which (door, windows).
Open the door.
NOT *Open a door.*
- Use *the* with singular and plural nouns.

plurals

Singular	Plural	Spelling
a book	books	add -s
a key	keys	
a watch	watches	add -es after <i>ch, sh, s, x</i>
a box	boxes	
a country	countries	consonant + <i>y > ies</i>
a dictionary	dictionaries	

- Add -s to make plural nouns.
It's a pen.
They're pens.
- Don't use *a / an* with plural nouns.
They're keys.
NOT *They're a keys.*

this / that / these / those

What's **this**? It's a lighter.
That car is Italian.
These watches are Japanese.
What are **those**? They're tables.

- Use *this / these* for things near you.
- Use *that / those* for things far away.
- *this / that* = singular, *these / those* = plural.

1A

a Complete with *am, is, or are*.

- I *am* French.
- 1 My surname _____ López.
 - 2 We _____ from Madrid.
 - 3 I _____ Anna.
 - 4 Antonio and Juan _____ in room 7.
 - 5 The teacher _____ English.
 - 6 You _____ in Class 3.
 - 7 She _____ a student.

b Write the sentences with contractions.

- I am from Italy. *I'm from Italy.*
- 1 It is a nice school. _____
 - 2 We are in Class 2. _____
 - 3 You are in room 6. _____
 - 4 He is Paulo. _____
 - 5 They are students. _____
 - 6 She is the teacher. _____
 - 7 I am fine. _____

1B

a Write the sentences in the negative.

- She's American. *She isn't American.*
- 1 I'm British.
 - 2 They're Brazilian.
 - 3 It's Mexican food.
 - 4 She's Italian.
 - 5 We're from England.
 - 6 You're Japanese.
 - 7 He's from the USA.

b Make questions and short answers.

- | | | | |
|-----------------------|-------------------------|-------------------------------------|-------------------|
| / you Spanish? | <i>Are you Spanish?</i> | <input checked="" type="checkbox"/> | <i>Yes, I am.</i> |
| 1 / I in room 13? | _____? | <input checked="" type="checkbox"/> | _____ |
| 2 / it German? | _____? | <input checked="" type="checkbox"/> | _____ |
| 3 / they from Italy? | _____? | <input checked="" type="checkbox"/> | _____ |
| 4 / we in Class 2? | _____? | <input checked="" type="checkbox"/> | _____ |
| 5 / she Chinese? | _____? | <input checked="" type="checkbox"/> | _____ |
| 6 / you Irish? | _____? | <input checked="" type="checkbox"/> | _____ |
| 7 / he from Scotland? | _____? | <input checked="" type="checkbox"/> | _____ |

1C

a Complete the sentences with a possessive adjective.

- My* name's Stephen.
- 1 Angela, please turn off _____ mobile phone.
 - 2 The students are from Italy. _____ names are Susanna and Tito.
 - 3 London is famous for _____ red buses.
 - 4 She's French, but _____ mother is English.
 - 5 We're in Class 3. _____ teacher is Bob.
 - 6 _____ name is Ian. He's from Scotland.
 - 7 I'm Mike. _____ family are from Dublin.

b Write the questions.

- you how are ? *How are you?*
- 1 his what's name ?
 - 2 German mother is her ?
 - 3 from your are where parents ?
 - 4 surname Zabłowski is your ?
 - 5 spell do how your name you ?

1D

a Complete with *a* or *an*. Write the plural.

singular	plural
<i>a</i> file	<i>files</i>
1 ___ bag	_____
2 ___ country	_____
3 ___ identity card	_____
4 ___ watch	_____
5 ___ e-mail	_____
6 ___ sandwich	_____
7 ___ key	_____
8 ___ umbrella	_____

b Complete the dialogues with *this, these, that, or those*.



- Teacher What's _____, Tim?
 Tim It's a mobile.
 Teacher And what are _____, Tim?
 Tim They're magazines.
 Teacher Give them to me.

- Man What's _____?
 Woman It's a cat.
 Man Who are _____ boys?
 Woman They're your students. Put your glasses on!



Common objects

a Match the words and pictures.

- 12 an address book
- 1 a book
- 3 cigarettes
- 5 coins
- 4 a comb /kəʊm/
- 6 a credit card
- 10 a diary /'daɪəri/
- 7 a dictionary
- 8 a file
- 9 glasses /'glɑ:sɪz/
- 10 an identity card
- 25 keys /ki:z/
- 1 a lighter
- 23 a lipstick
- 1 a magazine /mægə'zi:n/
- 1 matches
- 4 a mobile (phone)
- 1 a newspaper
- 1 a pen
- 1 a pencil
- 1 a photo
- 7 a purse /pɜ:s/
- 1 stamps
- 1 sunglasses
- 11 tissues /'tɪʃu:z/
- 1 an umbrella
- 1 a wallet /'wɒlɪt/
- 1 a watch



b Cover the words and look at the pictures. In pairs, ask and answer.

What's this?

It's a watch.

What are these?

They're matches.

🔄 p.10